

# Europe's Renaissance and Reformation

**Lesson 28** The Renaissance Begins

**Lesson 29** Florence: The Cradle of the Renaissance

**Lesson 30** Leading Figures of the Renaissance

**Lesson 31** The Reformation Begins

**Lesson 32** The Spread and Impact of the Reformation



# GEOGRAPHY CHALLENGE 7

To complete each Geography Challenge card, answer the questions in complete sentences. Label the map on the opposite page as directed.

**Question 1** \_\_\_\_\_

\_\_\_\_\_

**Question 2** \_\_\_\_\_

\_\_\_\_\_

**Question 3** \_\_\_\_\_

\_\_\_\_\_

**Question 4** \_\_\_\_\_

\_\_\_\_\_

**Question 5** \_\_\_\_\_

\_\_\_\_\_

**Question 6** \_\_\_\_\_

\_\_\_\_\_

**Question 7** \_\_\_\_\_

\_\_\_\_\_

# GEOGRAPHY CHALLENGE 7





## PREVIEW 28

Carefully examine each work of art your teacher projects, and follow these steps:

1. Review the information in Section 28.2 to determine in which historical period—classical, medieval, or Renaissance—the work was likely created. Circle the period you believe is correct, and write three reasons you chose that period.

### Artwork A



Artist: \_\_\_\_\_

Title: \_\_\_\_\_

Date: \_\_\_\_\_

This artwork is from the \_\_\_\_\_ period.  
(classical, medieval, or Renaissance)

Three reasons why:

### Artwork B



Artist: \_\_\_\_\_

Title: \_\_\_\_\_

Date: \_\_\_\_\_

This artwork is from the \_\_\_\_\_ period.  
(classical, medieval, or Renaissance)

Three reasons why:

### Artwork C



Artist: \_\_\_\_\_

Title: \_\_\_\_\_




Date: \_\_\_\_\_

This artwork is from the \_\_\_\_\_ period.  
(classical, medieval, or Renaissance)

Three reasons why:



2. When your teacher reveals the answer, record the correct period, artist, title, and year the work was completed.

<p><b>Artwork D</b></p> 	<p>Artist: _____</p> <p>Title: _____</p> <p>Date: _____</p> <p>This artwork is from the _____ period. (classical, medieval, or Renaissance)</p> <p>Three reasons why:</p>
<p><b>Artwork E</b></p> 	<p>Artist: _____</p> <p>Title: _____</p> <p>Date: _____</p> <p>This artwork is from the _____ period. (classical, medieval, or Renaissance)</p> <p>Three reasons why:</p>
<p><b>Artwork F</b></p> 	<p>Artist: _____</p> <p>Title: _____</p> <p>Date: _____</p> <p>This artwork is from the _____ period. (classical, medieval, or Renaissance)</p> <p>Three reasons why:</p>

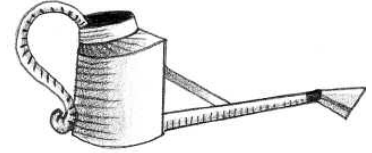


## READING NOTES 28

For Sections 28.3 to 28.5, carefully examine the image your teacher is projecting and read the section. Then find the related box on these two pages, and answer the questions.

### 28.3 The Growth of Trade and Commerce

1. Why did towns become more important as trade grew?
2. How did the rise of commerce and banking affect life in towns and cities?
3. How did the growth of trade and commerce help the Renaissance begin?





### 28.4 The Influence of Italian City-States

1. What were city-states? How were they governed?
2. How did Italian city-states become so powerful?
3. How did Italian city-states contribute to a boom in art and learning?



TRADE  
COMM



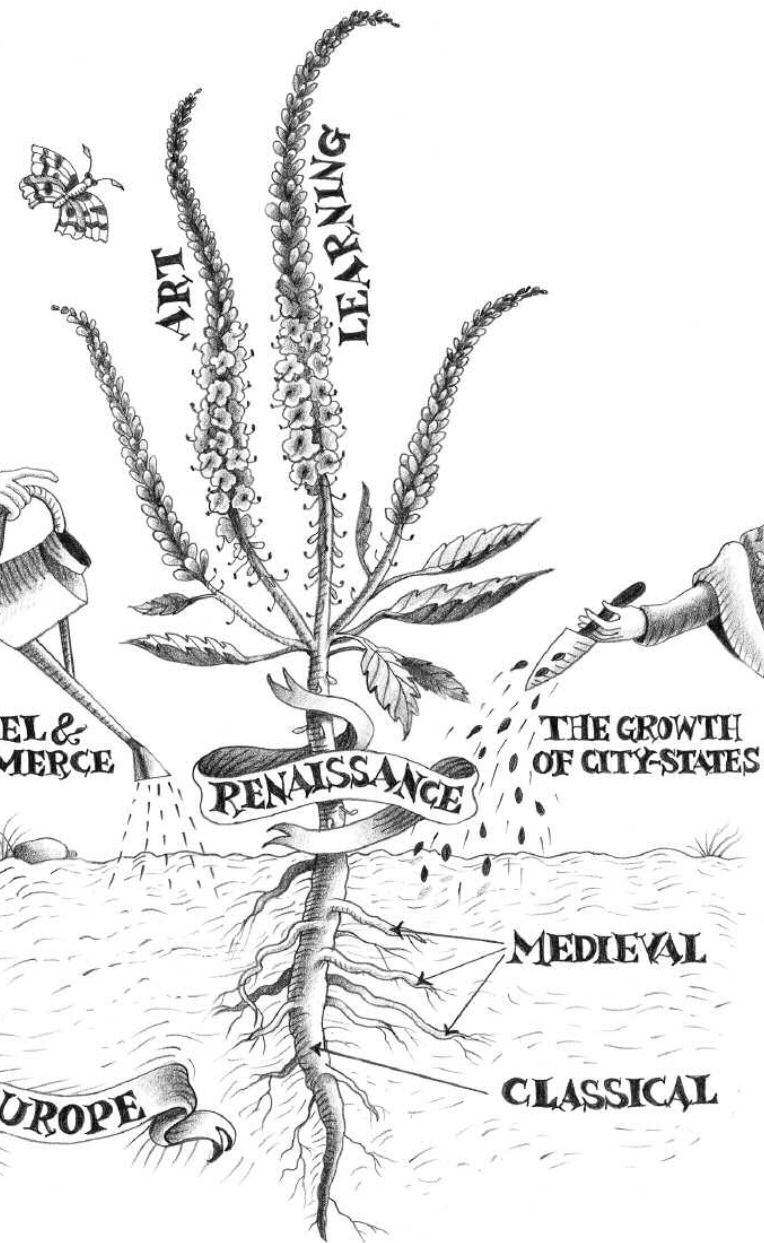


**28.5 The Growth of Humanism**

1. What did humanists believe about people's abilities?

2. What subjects from ancient times did humanists study and explore?

3. How did humanists' studies and ideas affect Renaissance life?





## PROCESSING 28

Write a paragraph explaining the illustration below. Describe what it shows about changes in European life at the end of the Middle Ages that led to the flowering of arts and learning called the Renaissance. Include the following words in your explanation: *trade, banking, towns, city-states, classical, humanism*.

